



THE AS 72 LUXURY YACHT



Alshaali Group



مجموعة الشعالي



History

Since 1979, AS Marine, owned and managed by the Al Shaali Group, has focused on quality, comfort, performance and style throughout its yachts' line-ups. A dedicated team of specialists do their level best to satisfy yachtsmen every day, combining technology and premium materials with detailed finish to meet AS Marine's standards of excellence.

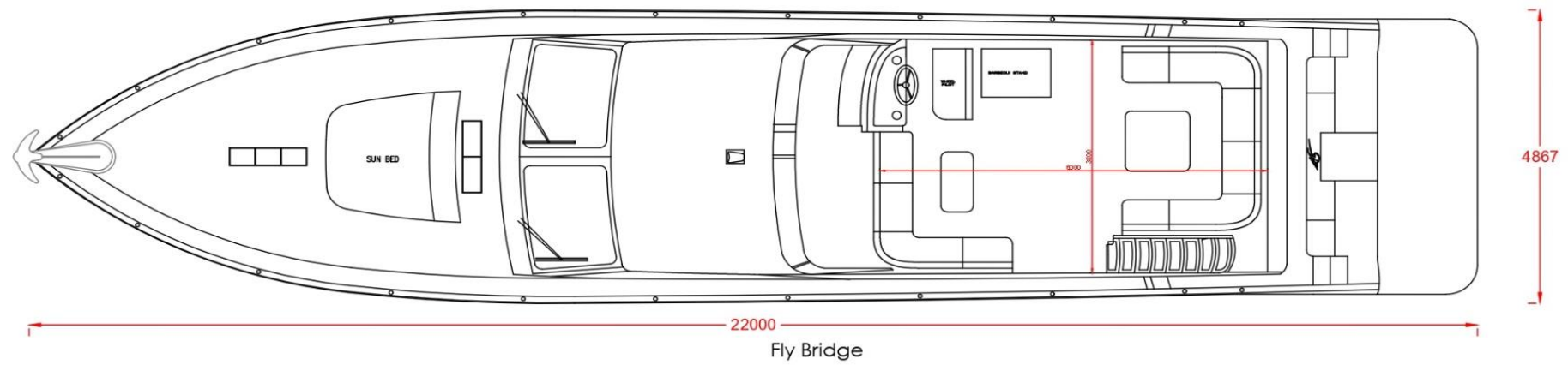
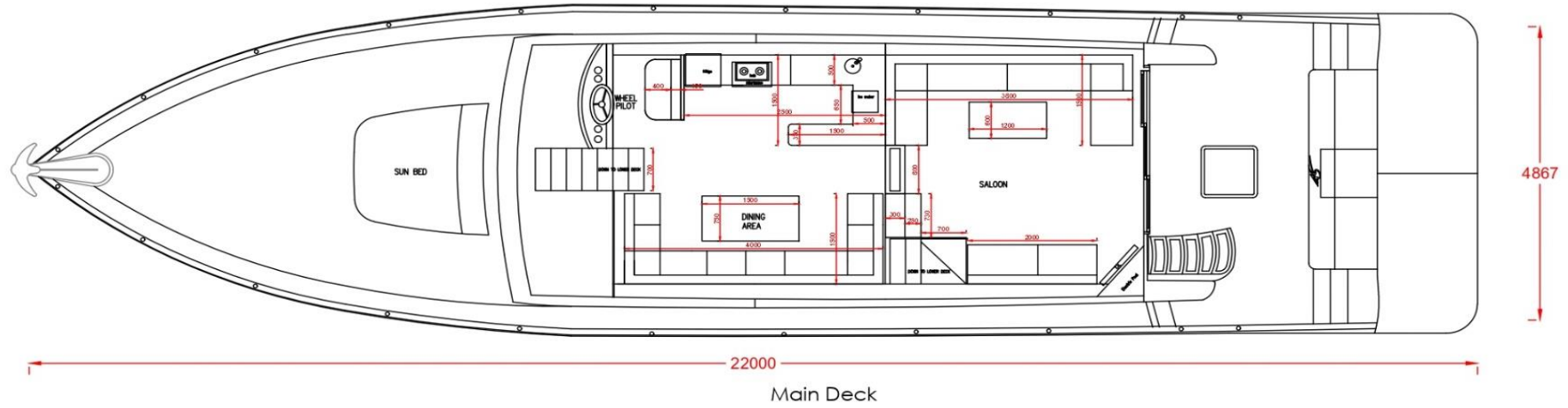
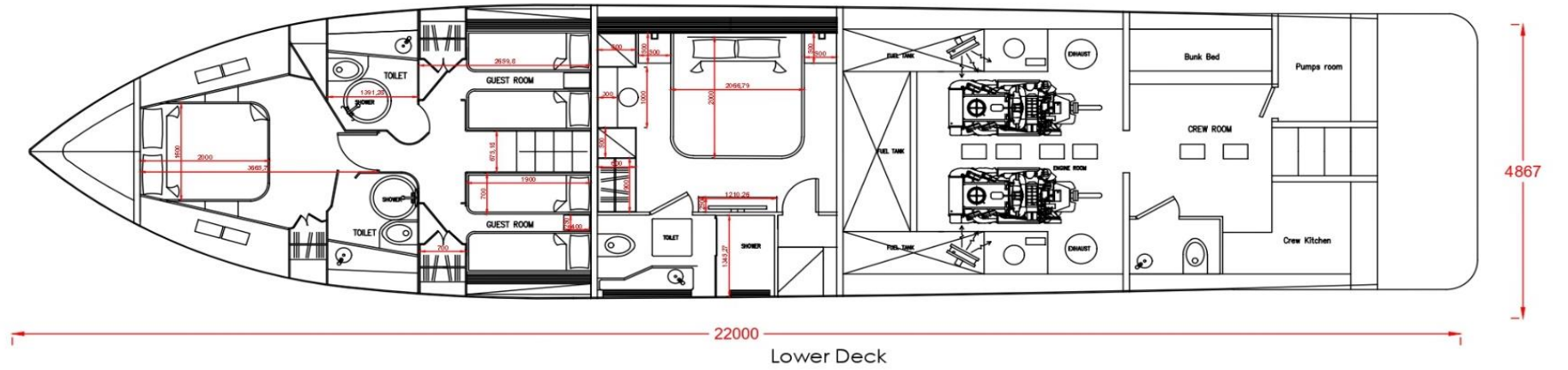
AS Marine is considered a pioneer in yacht manufacturing in the Middle East with fiberglass boats. The company paved the way for marine business to flourish and evolve, opening doors to trade business while contributing to the local economy.

Yachting Reinvented

With this catalogue, we invite you to discover the brand-new AS 72 luxury Yacht, a broad range of yachts in AS Marine's ever-growing number of crafts, making a difference in the

industry. This difference is the result of strict requirements, fine-tuned designs, genuine craftsmanship and a company-wide dedication to deliver only the best products.





The AS 72 Luxury Yacht

At a glance, find yourself in a world of luxury with spacious interior, generous cockpit and hospitable flybridge.

The main deck boasts the salon and formal dining, set in an open plan surrounded by ample lounge seats bathed in sunlight, thanks to the broad side windows.


The flybridge creates a spacious gathering point, ideal for a sunset cruise or midday siesta. An abundance of space on all three decks. The clever seating arrangement on the flybridge allows for the placement of an optional hot tub, comfortable sunbeds, second steering station and a bar for the guests to enjoy.

Below, all four guest quarters providing extra

comfort and privacy. The AS 72 allows in an impressive amount of natural light in any of the cabins. The spacious owner's cabin is fitted with a double bed and offers both an ensuite bathroom and a walk-in wardrobe. The spacious forward VIP cabin holds a variety of closets and storage spaces while both guest cabins, which are located at the sides of the yacht, have twin berths for a total of eight on the lower deck.

The captain will surely make use of the integrated monitoring system, which keeps track of all the important data, while the crew will appreciate their quarters with two beds, a galley and a separate bathroom.

The powerful, hydraulic stern platform comes as optional which will handle any watercraft.







TECHNICAL DATA

• Hull Construction	GRP
• Length Over All – LOA	72' - 22 M
• Length Water Line	57' - 17.4 M
• Beam Maximum	16' - 4.9 M
• Height above water Line	17' - 5 M
• Draft (at full load)	3' - 0.9 M
• Displacement	40 Tons
• Diesel Capacity	2 X 500 Gals + 430 Gals (1430 Gals)
• Fresh Water Capacity	290 Gals
• Black Tank	120 Gals
• Air Conditioning Chiller Water System	124 BTU
• Marine Generator	28 KVA
• Bedrooms	4+1
• Berth	8+3
• Engines (Inboard)	2 x 1000 HP
• Maximum Speed	25 - 28 knots



Standard Specifications

HULL – DECK CONSTRUCTION

- Deep V-shape keel with longitudinal stringers
- Fiberglass hand laminate hull
- Foam core sandwich deck construction

OWNER CABIN (Owners Bedroom)

- Deep V-shape keel with longitudinal stringers
- Designed as per layout
- King size bed (200cm*200cm) - 1 BED
- Standard ceiling with inset lighting-LED spots
- Walls and furniture wood finishes, leather
- Night stands, port and starboard with stand lights
- Two wall mounted reading lights
- 40”smart TV’s, in Owner cabin
- Mattresses on slats
- Curtain and bedding fabrics from standard yard
- Wardrobe with light, drawers for storage
- Mirror head board over bed
- 220 V sockets
- Curtains or mini blends
- Parquet or high-quality carpet

TOILET & BATHROOM FOR OWNER’S BEDROOM

- Design as per layout
- Walls and furniture wood finishes in satin or high gloss varnish
- Sea-land vacuum toilets with three way valves
- Comfortable size shower
- Extractor fan & 220 V sockets
- GROHE faucets , with Corian counter tops with wash basins
- Mirror cabinets.
- Curtains or mini blinds
- Towel bar and soap dish, paper and glass holders
- Ceramic tile floor or teak and holly cabin sole

MASTER CABIN (Master Bedroom)

- Designed as per layout
- Queen size bed (150cm*200cm) 1 BED
- Standard ceiling with inset lighting-LED spots
- Walls and furniture wood finishes, leather
- Night stands, port and starboard with stand lights
- Two wall mounted reading lights
- 40”smart TV’s, in Master cabin
- Mattresses on slats
- Curtain and bedding fabrics from standard yard
- Wardrobe with light, drawers for storage
- Mirror head board over bed
- 220 V sockets
- Curtains or mini blends
- Parquet or high-quality carpet

TOILET & BATHROOM FOR MASTER BEDROOM

- Design as per layout
- Walls and furniture wood finishes in satin or high gloss varnish
- Sea-land vacuum toilets with three way valves
- Bidet
- Comfortable size shower
- Extractor fan
- 220 V socket
- GROHE faucets
- Corian counter tops with wash basins
- Mirror cabinets
- Curtains or mini blinds
- Towel bar and soap dish, paper and glass holders
- Ceramic tile floor or teak and holly cabin sole

GUEST CABIN (Guest Bedroom) at starboard

- Designed as per layout
- 3 Beds (60cm*200cm) x 3
- Standard ceiling with inset lighting-LED spots
- Walls and furniture wood finishes, leather
- Night stands, port and starboard with stand lights
- Two wall mounted reading lights
- Mattresses on slats, Curtain and bedding fabrics from standard yard
- Wardrobe with light, drawers for storage
- 220 V sockets, Curtains or mini blends
- Parquet or high-quality carpet

GUEST CABIN (Guest Bedroom) at Portside

- Designed as per layout
- 3 Beds (60cm*200cm) x 3
- Standard ceiling with inset lighting-LED spots
- Walls and furniture wood finishes, leather
- Night stands, port and starboard with stand lights
- Two wall mounted reading lights
- Mattresses on slats, Curtain and bedding fabrics from standard yard
- Wardrobe with light, drawers for storage
- 220 V sockets, Curtains or mini blends
- Parquet or high-quality carpet

TOILET & BATHROOM FOR GUEST CABIN's

- Design as per layout
- Walls and furniture wood finishes in satin or high gloss varnish
- Sea-land vacuum toilets with three way valves
- Comfortable size shower, Extractor fan, 220 V socket
- GROHE faucets, Corian counter tops with wash basin.
- Mirror, Curtains or mini blinds.
- Towel bar and soap dish, paper and glass holders
- Ceramic tile floor or teak and holly cabin sole

PILOT HOUSE

- Design as per layout
- Designed console with complete motor instruments and switches in wood or covered with leather: Compass, VHF radio, autopilot (hooked up to chart plotter), chart plotter, all dual system switch for electric searchlight
- Rudder angle indicator
- Trim tabs indicator
- Up and down switch for anchor winch
- 35 NM color radar with balt antenna
- Sounder and speed log
- Windshield interval wipers and fresh water washers with controls
- Joysticks for bow- and stern thruster
- 220 V sockets
- Hydraulic power steering
- Water tank gauges
- Electric helm seat
- Parquet or high-quality carpet

SALON AND DINING AREA

- Design as per layout
- Recessed ceiling with LED spots
- Wall paneling in wood veneer or Leather standard yard choice
- Furniture in standard yard choice of wood finishes, satin or high gloss
- Bar with bottle storage
- Side and aft window curtains from yard sample books or mini blinds
- Ice maker
- High- low tv cabinet for 50' smart TV
- Tinted glass for side windows and aft deck saloon door
- Door frame in stainless steel
- Dining table and Sofa for 6 people
- Sofa and chairs covered in fabric or real leather
- Saloon occasional tables
- Parquet or high-quality carpet

GALLEY

- Design as per layout
- Wall cabinets in wood High gloss finish
- Standard ceiling with LED spots
- Corian surface
- SS sink with granite work surfaces
- GROHE faucet
- Teak floor
- All appliances
- Extractor fan
- ceramic cooktop with microwave and oven
- fridge with freezer unit
- 220 V sockets
- Rubbish bin

CREW QUARTERS, WITH TOLIET & BATHROOM

- Design as per layout
- Standard ceiling with LED spots
- Radio / CD, MPE player with two speakers
- 32' Smart TV
- Mattresses on slats
- Sea-land vacuum toilet with three-way valve
- Shower and washbasin
- Extractor fan, GROHE faucets
- Curtains or blinds, 220 V sockets

TOLIET & BATHROOM FOR CREW CABIN

- Design as per layout
- Walls and furniture wood finishes in satin or high gloss varnish
- Sea-land vacuum toilet with three-way valve
- Shower and washbasin
- Extractor fan, GROHE faucets
- Mirror, Curtains or blinds, 220 V sockets
- Towel bar and soap dish, paper and glass holders

FLYBRIDGE

- Design as per layout
- Teakwood flooring
- Heavy duty windshield in stainless steel frame
- Second helm station with complete engine instrumentation
- compass
- Rudder angle indicator
- Hydraulic power steering
- Bosch Rexroth electronic single level engine controls
- Helmsman seating with storage under
- All control switches for: electric search light, horn, anchor winch, trim tabs, VHF second station, echo sounder
- Joysticks for bow- and stern thruster
- Chart plotter with GPS
- Autopilot
- Full sound System
- Passenger seating with table
- Integrated lighting under the flybridge arch
- Single covers for all flybridge elements
- Wet bar with sinks, fridge and BBQ-grill
- 220 V sockets (waterproof)
- Single covers for all flybridge elements
- Radar arch in GRP
- Navigation lamps complete with two red warning lights for out of command
- Flagpoles

EXTERIOR

- Covers for front and side windows
- Sunbed cushions with covers
- Sunbed cushions
- Boats name in stainless steel
- Fresh water tank station at bow and aft deck
- All fiberglass and stainless steel exterior, as per layout
- Dockside fresh water inlet
- Sofa with cushions on aft deck
- 220 V waterproof sockets
- Zinc anodes
- 6 fenders
- Mooring lines
- 2 Boathooks in their compartments
- 4 life vests, & First aid pack.

HULL AND DECK HARDWARE

- Handrail, cleats and fittings made of stainless steel 316
- Fender and storage room under each side of the front deck
- Anchor windlass with top spill and remote operation
- Stainless steel anchor (40 kg)
- 90 meters of 13 m anchor chain
- Chain stripper with chain stop
- Anchor locker with hatch and water outlets
- Sunbed cushions
- 4 blade bronze props
- Built in shower above swim platform
- Dual horns
- Fiber stairs from aft deck to flybridge
- Deck wash-down system with outlets for aft deck and flybridge
- Led step lights in stairs
- Aft watertight door in transom to engine room and aft cabin
- Covers on fly bridge for helm station
- Fly bridge with top
- Aft deck table

ENGINE ROOM AND EQUIPMENT

- Twin diesel engines, with suitable gear boxes.
- Hydraulic gearboxes, Underwater engines exhausts
- circle engine water cooling systems,
- Standing height ca. 6' in engine room
- 1 x 28 KW generator with sound shield,
- Automatic battery charger
- 24 V / 220 V lighting and 220 V watertight power sockets
- 60 l water heater by engine cooling system and 22 V heating element
- Water pressure pump with pressure tank
- Water outlet with sink, Freshwater fitting
- Sound and heat insulated material
- Automatic fire extinguishing system
- 2 heavy duty stainless steel shafts
- 2 heavy duty automatic bilge pumps & Manual bilge pump
- Aluminum fuel tanks with inspection hatches, fuel level viewing tubes and indicators
- Fuel day tank in the bilge
- steel floor plates between the engines
- Stainless steel hand rail between the engines
- Engine alarm system for low oil pressure and high oil temperature
- Twin engine compartment blowers (24 V and 220 V)
- Engine room ventilation via custom side air intake channels
- Engine room door with bull eye.

ELECTICAL SYSTEMS

- 220 V, 50HZ electrical supply from generator or shore
- 220 V sockets
- 12 and 24 V system throughout
- Navigation light
- Security protection switching
- Float switching for bilge system
- Boat indicator panel
- AC/ DC light transformer
- 8 x 200 AMP/ HR gel batteries for engine and ship power
- Separate 120 AMP/ HR starting gel battery for generator
- Encloses acid proof fiberglass battery boxes with covers
- Main electric locker includes AC power with all security switches
- 12 V and 24 V DC monitoring and circuit breaker panel
- Bow thruster (electrical)
- Stern thruster (electrical)
- Electrical hydraulic trim tabs with indicator
- Electrical search light on the radar arch with remote control

STEERING SYSTEM

- Hydraulic power assisted steering
- Electrical hydraulic trim tabs
- Manual rudder arm system

PLUMBING

- Aluminum water tanks with sight gauges
- Aluminum fuel tanks with inspection hatches, fuel level viewing tubes and indicator at helm station
- 120 Gal holding tank with indicator at helm station and macerator pump with y-valve for pumped out to sea or via dockside discharge
- Automatic sump pumps for showers and sinks
- Sea-land vacuum toilets with y-valves for discharge selection
- Three-way valves for toilets for valves disposal

About Al Shaali Marine

Established in 1979 by Abdullah AlShaali, AS Marine has inherited the proud boat building tradition that has earned the legendary Arabian seafarer and his crafts a proud place in world maritime history. Translated into modern design and technology, this tradition remains the foundation and mission of the AS Marine boats' building process. From the factory complex in the United Arab Emirates, a wide product range of luxury flybridge yachts are manufactured for domestic and worldwide markets.

AS Marine has received numerous awards from leading international bodies and won many of the industries famous quality certificates. AS Marine shows a combination of talent where design pleases, performance excites, and seagoing dependability means the safety and comfort of the owner and guest. Our signature is beauty and pride, and our clients receive nothing less. Look no further, you can truly have it all! AS Marine is making smart boating decisions easy.





📍 Al Shaali Marine, New Industrial Area P.O.Box787
📞 +971 6 743 6443 ✉ info@alshaalimarine.com
🌐 www.alshaalimarine.com